


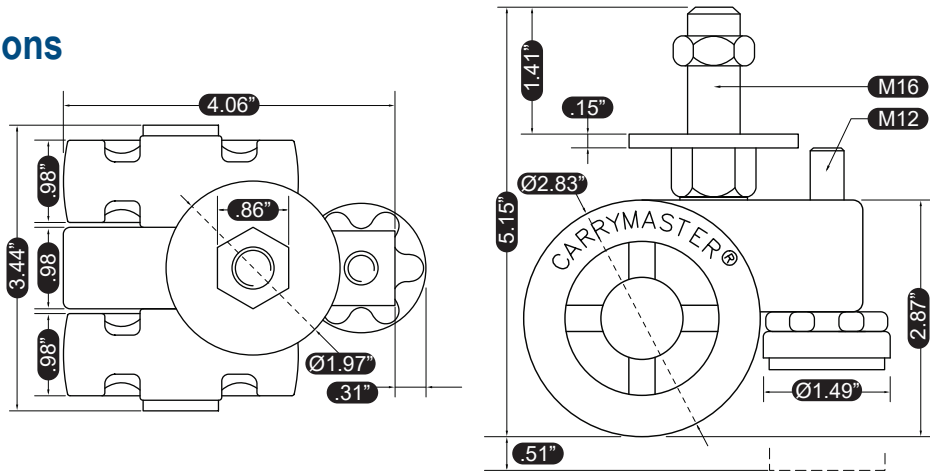
ACT-800S

Features

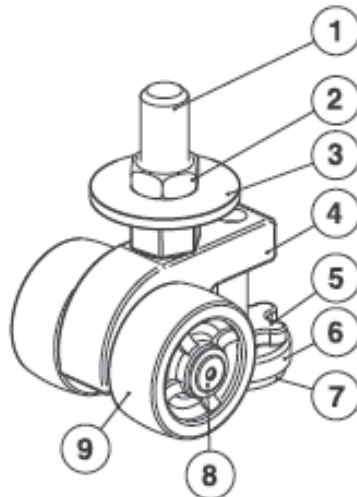
- ▶ Load Capacity
882 lbs/ea | 1,764 lbs w/4
- ▶ Swivel Top
- ▶ Unit Weight **1.59 lbs**



Dimensions



Materials & Treatments



Parts	Materials	Treatments
1 Bolt	Swrch 10A	Zn Galvanized
2 Nut	S10C	Zn Galvanized
3 Washer	SPC	Zn Galvanized
4 Frame	ALDC12	-
5 Leveler	Swrch 10A	Zn Galvanized

Parts	Materials	Treatments
6 Cup	SPC	Zn Galvanized
7 Foot	NBR & Urethane	Black
8 Pin	Swrch 10A	Zn Galvanized
9 Wheel	PA6	Black